

REPLACEMENT SOLENOIDS



SW054

FITS: MERCUISER, MERCURY
Isolated base
12 Volt



SW064

FITS: MERCUISER, MERCURY
Isolated base
12 Volt
White housing



SW058

STANDARD-DUTY
FITS: MERCUISER, MERCURY
Isolated base
12 Volt



SW081

FITS: MANY APPLICATIONS; O.M.C.
Isolated base
12 Volt



SW058HD

HEAVY-DUTY
FITS: MERCUISER, MERCURY
Isolated base
12 Volt



SW097

FITS: MERCUISER, MERCURY
Isolated base
12 Volt
White housing



SW099

FITS: MERCUISER, MERCURY & YAMAHA 4 STROKE
Isolated base
12 Volt



SW109

FITS: MERCURY/FORCE
Isolated base
12 Volt



High Temp Housing
for Less Distortion

Studs are Molded
in the Housing for
More Precise
Contacting

One Piece
Moving Core
with Solid
Brass Stem

Heavy Duty
High Temp
Coil Assembly

Solid Copper
Moving Contact
Covers Stud
Contacts for More
Contact Area





REPLACEMENT SOLENOIDS

SW125

HEAVY-DUTY
FITS: FORD
ARCO 70125, 70200,
70201, 70212, 70216
gear reduction starters
on late model 5.0L, 5.8L



SW225

HEAVY-DUTY
FITS: VOLVO PENTA,
VALEO gear reduction



SW268

FITS: O.M.C.
Grounded base
12 Volt



SW275

FITS: MERCURY
Isolated base
12 Volt



SW288

FITS: O.M.C.
Isolated base
12 Volt



SW295

FITS: CHRYSLER
Isolated base
12 Volt



SW340

FITS: O.M.C.
Isolated base
12 Volt



SW394

FITS: MERCURUISER & O.M.C.
Grounded base
12 Volt



SW450

FITS: ARCO 30460, 30470
4 terminals
12 Volt
Plungers to fit these units
MUST BE ORDERED
SEPARATELY-SEE BELOW



PA450L

2 1/4" Plunger for
ARCO SW450



Fits late model 30470.

PA450S

1 3/4" Plunger for
ARCO SW450



Will also fit early
model 30450 & all 30460.



© ARCO STARTING & CHARGING SPECIALISTS

TOLL FREE 800-722-2720 • PHONE: 850-455-5476 • FAX: 850-453-2630 • WWW.ARCOMARINE.COM

REPLACEMENT SOLENOIDS



SW456

FITS: 14 MT
ARCO 30456, 30457
4 Post, 3-Bolt Mount



SW463

HEAVY-DUTY
FITS: O.E. DELCO PG 260,
MERCUISER, OMC, VOLVO PENTA
This solenoid will not fit
ARCO 30460, 30470!



SW486

FITS: MANY HITACHI STARTERS
on **YANMAR** diesels
12 Volt



SW565

FITS: VOLVO PENTA
Isolated base
12 Volt



SW580

FITS O.M.C.
1993-UP,
9.9 -15 HP Outboard
Isolated base
12 Volt



SW590

Starter Solenoid
FITS: LATE MODEL
EVINRUDE E-TEC ENGINES
Isolated base



SW595

FITS EVINRUDE E-TEC
2010-UP 15 HP-300 HP



SW622

FITS O.M.C.
Isolated base
12 Volt



SW661

FITS: MERCURY
Isolated base
12 Volt



SW730

FITS: O.M.C.
Grounded base
12 Volt



SW774

FITS: CHRYSLER, O.M.C.
Replaces Chrysler 177917
Grounded base
12 Volt





REPLACEMENT SOLENOIDS

SW814

FITS: PARIS RHONE
D11E167T, ETC.
12 Volt



SW865

HEAVY-DUTY
12 VOLT, 1000 AMP
Parallel/solenoid
Isolated ground



SW866

24 VOLT, 1000 AMP

SW924

FITS: FORCE OUTBOARDS
Choke solenoid
Order plunger (below) separately



PA924

Plunger to fit ARCO SW924

SW925

FITS: MERCURY OUTBOARDS
Choke solenoid



SW926

FITS: 75 HP-V200 HP
MERCURY OUTBOARDS
Choke solenoid



SW941

FITS: YAMAHA
Solenoid



SW945

FITS: YAMAHA 2 & 4 STROKE,
MERCURY 4 STROKE
Starter solenoid



SW950

FITS: YAMAHA
Solenoid



SW975

FITS: DELCO
Standard solenoid
12 Volt



SW981

FITS: MERCURY
Grounded base
12 Volt



SW984

FITS: DELCO
Metric solenoid
12 Volt



AR103

FITS: O.M.C.
3-lead Rectifier



© ARCO STARTING & CHARGING SPECIALISTS

TOLL FREE 800-722-2720 • PHONE: 850-455-5476 • FAX: 850-453-2630 • WWW.ARCOMARINE.COM

OUTBOARD RECTIFIERS & REPLACEMENT RELAYS



AR104

FITS: O.M.C.
4-lead Rectifier



AR351

HEAVY-DUTY
FITS: MERCURY
3-post Rectifier



R012 Continuous duty relay;
12 Volt, 85 Amp



R024 24 Volt, 85 Amp

R036 32-36 Volt, 85 Amp

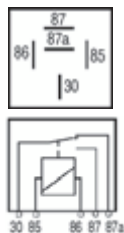
R038

S.P.D.T. normally closed,
continuous duty relay
used w/many winch motors
Isolated ground, 12 Volt, 85 Amp



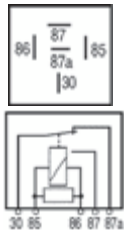
R040

FITS: VOLVO PENTA
12 Volt, 30 Amp



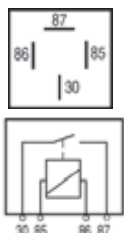
R151

FITS: MERCURY &
MARINER OUTBOARDS
12 Volt, 30 Amp



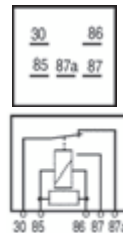
R177

FITS: VOLVO PENTA
12 Volt, 30 Amp



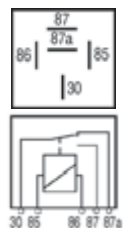
R202

FITS: MERCUISER
12 Volt, 30 Amp



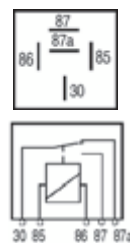
R211

FITS: MERCURY
12 Volt, 30 Amp



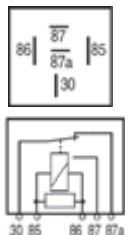
R473

FITS: O.M.C.
12 Volt, 30 Amp



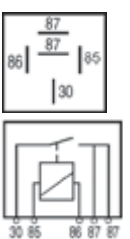
R509

FITS: MERCURY,
MARINER & FORCE,
OUTBOARDS
12 Volt, 30 Amp



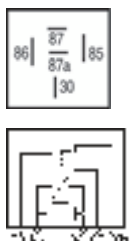
R670

FITS: VOLVO PENTA
12 Volt, 30 Amp



R751

FITS: MERCUISER &
MERCURY VERADO
OUTBOARDS
12 Volt, 30 Amp





REPLACEMENT RELAYS & VOLTAGE REGULATORS

R767

EVINRUDE E-TEC

O/B TILT/TRIM RELAY

REPLACES EVINRUDE 0586767

2011-2012 E-TEC 25, 30, 40, 50, 60, 75, 90, 115, 130, 150, 175, 200, 225, 250, 300

2008-2010 E-TEC 30, 40, 50, 60, 75, 90, 115, 130, 150, 175, 200, 225, 250, 300

2007 E-TEC 40, 50, 60, 75, 90, 115, 150, 175, 200, 225, 250

2006 E-TEC 40, 50, 60, 75, 90, 200, 225, 250

2005 E-TEC 40, 50, 75, 90, 200, 225, 250

2004 E-TEC 40, 50, 75, 90



R951

YAMAHA O/B TILT/TRIM RELAY

REPLACES: YAMAHA 6E5 8195A-01

1991 & Up 115 HP,

1991 - 2004 130 HP,

1991 & Up 150 HP,

1991 - 2000 175 HP,

1991 - 1999 200 HP



R809

VOLVO PENTA

REPLACES: VOLVO

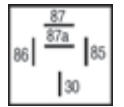
PENTA 3858081,

3858809

1998 SX-M-MAC, MDA, MLT), 3.0GLP-D, 4.3GL-E, 4.3GL-EF, 4.3GXi-F, 4.3GXi-FF, 4.30Si-F, 4.30Si-FF,

5.0GL-F, 5.0GL-FF, 5.0GXi-F, 5.0GXi-FF, 5.0Si-F, 5.0Si-FF, 5.7Gi-F/FF, 5.7GXi-G/GF, 5.70Si-E/EF, 5.70Xi-E/EF, 5.7Giil-F, 5.7GXi-G, 8.1Gi-G/GF, 8.1GXi-F/FF, 8.10Si-C/CF, 8.1Giil-G, 8.1GXii-F, DPH-A, DPH-B, DPR-A, DPH-B, EF drives, SX-M TSKs

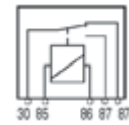
1998-2005 SX-M, DP-SM, (WT drives, PJX-C, PJX-S SX-M, -MA-CLT, -MDA, -MDB, -MHP, -MTD, DP-E, DP-S, -S1, -S2, DP-SM, -SM) XDP-B, O.M.C. COBRAS WITH TELEFLEX PUMPS



R952

FITS: VOLVO PENTA

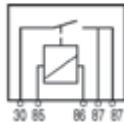
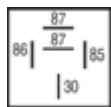
12 Volt, 30 Amp



R832

FITS: VOLVO PENTA

12 Volt, 30 Amp



VR095

LATE MODEL S.E.V. MARCHAL,

REPLACES: VOLVO PENTA 841688-5

Plastic case, 12 Volt



R950

YAMAHA O/B TILT/TRIM RELAY

REPLACES: YAMAHA 6E5 81950-01

1991 & Up 115 HP,

1991 - 2004 130 HP,

1991 & Up 150 HP,

1991 - 2000 175 HP,

1991 - 1999 200 HP

SUZUKI 38410-94540



VR404

PRESTOLITE MARINE

REPLACES: O.M.C. 383440

12 Volt



VR405

PRESTOLITE MARINE

FITS: CRUSADER, PALMER,

UNIVERSAL, ETC.

REPLACES: CHRYSLER 2847527

12 Volt



© **ARCO STARTING & CHARGING SPECIALISTS**

TOLL FREE 800-722-2720 • PHONE: 850-455-5476 • FAX: 850-453-2630 • WWW.ARCOMARINE.COM



VR406

PRESTOLITE MARINE
REPLACES: PLEASURECRAFT
 RO98002, etc.
 12 Volt



VR407

PRESTOLITE MARINE
FITS: OWENS YACHT, ETC.
REPLACES: CHRIS CRAFT
 16.60-00031
 12 Volt



VR512

FITS: PARIS RHONE/VALEO
 A13N147M, A13N148M
LATE MODEL VOLVO PENTA
 858840
 12 Volt



M883

Regulator assembly
FITS: LATE MODEL MANDO
REPLACES MERCURISER 811883



BH450

Brush Holder Assembly
FITS: ARCO 30460, 30470
 High performance starters



BK899

Replacement brushes
FITS: Most HITACHI jet ski,
 small outboard and
 snowmobile starters



BK900

Replacement brushes
FITS: AMERICAN-MADE
 permanent magnet outboard starters



DV225

Fits: VALEO starter nos. D9R116, D9R144
 used on **VOLVO PENTA** diesel engines,
ARCO starter No. 97225



DV450

CW Rotation, 11 tooth gear
FITS: ARCO High Performance
 Gear Reduction Starter 30470



DV456

FITS: DELCO 14MT, **ARCO** 30456
 Starters w/CW Rotation
9-tooth gear



DV457

FITS: DELCO 14MT, **ARCO** 30457
 Starters w/CCW Rotation
9-tooth gear



DV460

FITS: High Performance
ARCO 30460 Gear Reduction Starter
 CW Rotation, 9 tooth gear





M525

Reservoir kit
FITS: ARCO 6275
Replaces: MERCUISER
Includes: Reservoir, cap, O-rings, mounting screw



M531

Reservoir kit
FITS: ARCO 6227
Replaces: Volvo
Includes: Reservoir, cap, O-rings



M532

Fits MERCUISER 883166A2

M533

Fits VOLVO-PENTA 3858077
New style reservoir kit, heavy duty 4-screw mount. Improved design, will only fit late model OILDYNE pumps equipped with 4 mounting ears.
Includes: Reservoir, screws, cap, O-rings.



MBK450

Mounting bolt kit for gear reduction starters
FITS: ARCO 30470 starter,
2 long mounting bolts, 3/8"-16 N.C. threads
This kit will also fit all DELCO gear reduction starters w/staggered bolt mounting pattern



**Required when replacing a 10MT Starter with a Gear Reduction Starter.
Will NOT FIT metric engines or 10MT starters.**

MBK460

Mounting bolt kit
FITS: ARCO 30460 starter,
3/8"-16 N.C. threads
This kit will also fit DELCO 10MT style starters **w/1 long mounting bolt**



Will NOT FIT metric engines

PA450S

1 3/4" Plunger for ARCO SW450
Fits 30460



PA450L

2 1/4" Plunger for ARCO SW450
Fits 30470



PA924

Plunger to fit ARCO SW924
Replaces: Force 839126-1



SR102

Prestolite repair kit
FITS: PRESTOLITE
2-brush outboard starters



SR104

Prestolite repair kit
FITS: PRESTOLITE
4-brush outboard starters



SR107

ARCO BRUSH LOADING TOOL
Makes brush loading as simple as 1-2-3
Perfect tool for loading outboard starter brushes.
Fits most all size and shape caps.



TM001

Electrical Technical Manual

This easy-to-understand technical reference is written by Mechanics for Mechanics. Procedures are explained in basic terms with illustrated examples.



MISCELLANEOUS ITEMS



TAK217

Screws, O-ring, and adapter for tilt/trim motors
FITS: ARCO 6217, PRESTOLITE ERH4102



TAK247

Mounting bolts, flat washers, O-ring and couplers for tilt/trim motors
FITS: ARCO 6247 & 6248



TAK276

Mounting bolts, O-ring, fill cap and shaft adapters for tilt/trim motors
FITS: ARCO 6274 & 6276



WH800

Wire connector.
Fits ARCO alternators
 20800, 20810, 20815, 20840, 20850, 65050 & 65055



WH826

Wire connector.
Fits ARCO alternators
 20826, 20827 & 20828



WH830

Wire connector.
Fits ARCO alternators
 20820, 20821, 20822, 20825 & 20830
 60073, 60074 & 60076



DV1000

HEAVY-DUTY Idler gear assembly
 Sea-Doo, PWC 951cc



To be discontinued when present stock is exhausted.

DV440

HEAVY-DUTY Replacement drive gear
FITS: KAWASAKI PWC 440 - 550cc



DK440

Drive spring /retainer kit



To be discontinued when present stock is exhausted.

DV500

HEAVY-DUTY Replacement drive gear
FITS: YAMAHA PWC 500cc



DK500

Drive spring/retainer kit



To be discontinued when present stock is exhausted.

DV750

HEAVY-DUTY Idler gear assembly
FITS: KAWASAKI 650, 750, 900cc



To be discontinued when present stock is exhausted.

DV744

HEAVY-DUTY Idler gear assembly
FITS: POLARIS PWC 650-750cc



To be discontinued when present stock is exhausted.

DV700

HEAVY-DUTY Idler gear assembly
FITS: YAMAHA PWC 650, 701, 760cc



To be discontinued when present stock is exhausted.

DV650

HEAVY-DUTY Replacement drive gear
FITS: SEA-DOO PWC 580, 650, 720cc
9-tooth drive gear



DK580

Drive spring/retainer kit



To be discontinued when present stock is exhausted.

